


CAVALIER HOMES FEATURES AND BENEFITS



Cavalier Homes™

ALABAMA

CONSTRUCTION

FEATURE

- ¾" OSB FLOOR DECKING
- FULL OSB WRAPPED HOME
- EXTERIOR WALLS ARE 2X4 16" OC CONSTRUCTION
- INTERIOR WALLS ARE 2X4 24" OC
- FLOOR JOISTS ARE 2X8 24" OC ON 16' WIDES AND 32' WIDES AND 2X6 FJ 24" OC ON 28' WIDES STANDARD
- 8FT SIDEWALL

BENEFIT

- OUR HOMES FEATURE STANDARDS REPRESENTING HEAVY DUTY CONSTRUCTION MAKING YOUR HOME DURABLE AND ENJOYABLE FOR YEARS TO COME
- THESE HOMES NEED TO BE PRESENTED NOT JUST FOR ASTHETIC APPEAL, THEIR QUALITIES NEED TO BE FEATURED FOR THE GIVEN VALUE OF LONG TERM HOME OWNERSHIP

EXTERIOR

FEATURES

- STANDARD DORMER ON DW
- 3 TAB SHINGLED ROOF STD.
- 36X80 6 PANEL STEEL FRONT DOOR W/
STORM AND PEEP HOLE STANDARD
- WIDE WHITE HARDIE CEMENT FASCIA
- STD. COACH LIGHT ON FRONT
- LIGHTS AT ALL EXT. DOORS

BENEFITS

- DORMER AND SHINGLED ROOF PRESENTS A BEAUTIFUL EXTERIOR FOR THE RESIDENTIAL APPEAL
- DOOR IS RESIDENTIAL, STURDY, AND INCLUDES A PEEPHOLE ADDED FOR SECURITY FOR YOUR FAMILY. THIS DOOR IS EASILY REPLACED BECAUSE OF ITS COMMON SIZE
- FASCIA IS MADE OF HARDIE® CEMENT AND PROVIDES A MORE RESIDENTIAL AND CONSISTENT FINISH COMPARED TO OTHER INFERIOR PRODUCTS
- COACH LIGHT AT FRONT DOOR PROVIDES AMPLE LIGHTING AND HAS A NICE COSMETIC FEEL
- EXT. LIGHTS AT ALL DOORS PROVIDES SECURITY AND SAFETY

FLOORING

FEATURE

- ¾“ INCH OSB TOUNGE AND GROOVE FLOOR DECKING STD.
- TACT STRIP CARPETING
- FLOOR JOIST ARE 2X8 ON 16' WIDES AND 32' WIDES AND 2X6 ON 28' WIDES ALL 24" OC STD.

BENEFIT

- PROVIDES A SOLID BUILT FLOORING SYSTEM
- CARPET CAN BE EASILY CHANGED IF NEEDED IN THE FUTURE
- THESE FJ EMPHASIZE A SOLID WELL BUILT FLOORING FOUNDATION



S/R CONSTRUCTION AND TRIM

FEATURE

- 1/2 INCH PAINTED S/R SWS APPLICATION FULLY FLOATED WITH BATTONS ON INSIDE CORNERS ONLY STANDARD
- FULLY FLOATED PAINTED SWS OR S/R ON ALL HOMES EXCEPT IN CLOSETS AND PANTRY'S STANDARD
- 3" CROWN WITH LARGE BASEBOARD IS STANDARD AND IS ALSO VINYL WRAPPED

BENEFIT

- WALLS ARE EASILY REPAIRED IF EVER DAMAGED
- WE OFFER SEVERAL PAINT CHOICES GIVING THE HOME BUYER FREEDOM TO ACCENT THEIR HOME THAT BEST MEETS THEIR TASTE
- PAINTED S/R PROVIDES FUTURE OPTIONS FOR ANY COLOR CHANGES AS OPPOSED TO WALLBOARD WHICH CANNOT BE CHANGED
- COMPARED TO PAPER WRAPPED MOLDING, OUR VINYL WRAPPED MOLDINGS OFFERS BETTER PROTECTION AGAINST MOISTURE AND IS ONLY OFFERED BY CLAYTON/CAVALIER HOMES EXCLUSIVELY

REMOVABLE HITCH STANDARD

FEATURE

- REMOVABLE HITCH STANDARD ON ALL HOMES

BENEFIT

- CAN BE EASILY REMOVED AT SET UP
- ALLOWS FOR BEAUTIFUL LANDSCAPING AND EXTERIOR ACCENTING

CEILING FINISH

FEATURE

- STIPPLE CEILING



BENEFIT

- MORE RESIDENTIAL/TRADITIONAL LOOK AND IS EASIER TO TOUCH UP IN THE FIELD AND WHEN PROVIDING A SEAMLESS CLOSEUP
- 8FT SIDEWALL STANDARD

INSULATION/WINDOWS

FEATURE

- STANDARD R VALUES ARE 11-11-21
FLOOR-INTERIOR/EXTERIOR WALLS-
CEILING/ROOF
- ALL INTERIOR AND EXTERIOR WALLS
ARE 2X4 CONSTRUCTION STANDARD
- LOW-E THERMOPANE WINDOWS

BENEFIT

- 11-11-21 IS THERMAL ZONE 2
- THESE FEATURES CREATE AN
ENERGY EFFICIENT HOME
- ENERGY EFFICIENT MEANS LOWER
POWER BILLS AND LONG TERM
SAVINGS TO CUSTOMER

ELECTRICAL AND PLUMBING

FEATURE

- 50 GALLON WATER HEATER
- GFCI RECEPTICALS IN BATHS
- WHOLE HOUSE CUT OFF
- SHUT OFF VALVES AT ALL LAVS
- WIRED AND BRACED ALL BEDS IN DW ONLY
- PEX PLUMBING

BENEFIT


- LARGE WATER HEATER MEANS LESS COLD SHOWERS
- GFCI RECEPS HELP PREVENT ELECTROCUTIONS
- CUT OFFS PROVIDES FOR EASY REPAIRS AND MAINTENCE OF HOME WATER SYSTEMS
- WIRED AND BRACED IN DW ADDS CUTOMER OPTION OF FUTURE LIGHTING OR FAN NEEDS
- PEX PLUMBING ELIMINATES ANY ISSUES COMPARED TO PVC PIPES DURING FREEZING TEMERATURES

KITCHEN

FEATURE

- 42" O/H MDF DURACRAFT VINYL WRAPPED BOXED CABINETS STANDARD
- BLACK SIDE BY SIDE 26' CU FT REFER, COIL EYE RANGE, DISHWASHER
- LED LIGHTING UNDERNEATH O/H ON DW ONLY STD.
- LED CAN LIGHTS IN KIT AND DR

BENEFIT

- 42" CREATES MORE STORAGE AND IS A CLEAN RESIDENTIAL LOOK AS IT SITS FLUSH WITH CEILING
 - BOXED CABINETS SEPARATE ITEMS IN BASE CABS AND PROVIDE MORE STABILITY IN THE SHELVING
 - DURACRAFT CABINETS ARE VINYL WRAPPED AND ARE MORE MOISTER RESISTANT COMPARED TO PAPER WRAPPED CABINETS
 - RESIDENTIAL SHAKER DOORS AND LONG PULLS ARE SYLISH AND MODERN
 - APPLIANCES ARE RECOGNIZEABLE BRAND AND REFER COMES WITH AMPLE STORAGE
 - LED LIGHTING IS BOTH BRIGHTER AND MORE ENERGY EFFICIENT THAN NORMAL BULBS, THESE LIGHTS ARE A LONG TERM BENEFIT WITH LESS ENERGY USE/COST
- 

COUNTERTOPS

FEATURE

- ROLLED EDGE CTOPS WITH BACKSPLASH



BENEFIT


- CUTS DOWN ON WATER DAMAGE AFTER A SPILL WHEN BACKSPLASH STOPS WATER FROM TOUCHING S/R WALL DIRECTLY
- ROLLED EDGE IS MORE COMMERCIAL AND LOOKS BETTER THAN SELF EDGE
- SELF EDGE CTOP EDGES TEND TO PEEL OFF AND BECOME UNGLUED

BATH ROOMS

FEATURE

- CHINA LAVS
- ONE PIECE FIBERGLASS TUB/SHOWER COMBO STD
- ELONGATED TOILETS
- MIRROR MOLDINGS
- VANITY LIGHTS

BENEFITS

- CHINA LAVS LAST LONGER AND LOOK BETTER THAN PLASTIC LAVS
 - ONE PIECE TUB IS LESS SUBJECT TO WATER DAMAGED WALLS AND IS EASIER TO CLEAN
 - ONE PIECE ALSO LEADS TO LESS LIKELY CHANCE OF MOLDING AS IT COVERS MOST OF THE SHEET ROCK
 - LARGER/TALLER TOILETS ARE MORE COMFORTABLE THAN SMALL ROUND BOWLS
 - MIRROR MOLDINGS ARE MORE RESIDENTIAL
 - VANITY LIGHT IS RESIDENTIAL LOOKING WITH ADDED LIGHT WHERE NEEDED MOST
- 



Cavalier Homes™

ALABAMA

